

**Dailey Supply, Inc.**

**Stor-<sup>®</sup>**  
**Modular  
Drawer  
System** **Loc**

**Dailey Supply, Inc.**  
**2955 West 17<sup>th</sup> St, Suite 5**  
**Erie, PA 16505**

**814.833.7227**  
**814.838.3285 Fax**  
**[www.DaileySupply.com](http://www.DaileySupply.com)**

# Stor-<sup>®</sup>Loc

Modular  
Drawer  
System



**THE BEST  
TOOL CABINET  
YOU'LL EVER BUY**




# STOR-LOC® Solutions

*MAXIMUM storage in MINIMUM space!*

Originally designed in 1982, the Stor-LOC® Modular Drawer System was first manufactured in Switzerland. The initial design was a composite of all of the best features available in the market at that time. Back then, all manufacturers had a heavy duty modular drawer system and most were fully mig welded and had thicker gauges of steel. The original Stor-LOC® Cabinet introduced new features such as full length handles and a safety Interloc System. The patented Stor-Frame® System was also introduced with its unique combination of heavy duty drawers and shelving to offer the user more flexibility.

Today, Stor-LOC® is the only manufacturer that adheres to its original design characteristics such as all mig welded corners and Full Width 11 Gauge Fork Channels. Stor-LOC® is one of the few companies that does not use nylon rollers in their support system. Only Steel Ball Bearings and heat treated steel rollers are used providing consistent, lifetime drawer performance. Simply put, Stor-LOC® Cabinets are made the "Old Fashioned Way."

The original heavy duty version of the Modular Storage Drawer Cabinet that was the norm in the industry until the early 1990s is now available only from Stor-LOC®. We are proud to offer our customers the most durable Modular Drawer Cabinet made in the world today, complete with a unique 55 year Satisfaction Guarantee.



*from THIS...*

*...to THIS!*

A photograph showing a wide aisle in a warehouse or storage facility. The aisle is lined with tall, modular drawer cabinets. The cabinets have multiple rows of blue drawers with silver handles. The top shelves are also filled with boxes and other items. The floor is concrete, and the lighting is bright, creating a sense of a clean and organized storage space.

**55 Year Satisfaction Guarantee**

Made by American Craftsmen in the **USA**  
100% USA Components

**Analysis Survey – Determining Drawer Needs**


Your STOR-LOC® distributor will survey your present storage system, listen to your requirements for further growth and expansion and provide layouts of suggested solutions, all at no cost or obligation to you. He also ensures every detail is considered when estimating, ordering and installing your new STOR-LOC® storage system.

# The STOR-LOC® Systems

*Which system is best for YOUR needs?*

## STOR-LOC® System

Modular Drawers  
in Cabinets



## STOR-FRAME® System

Modular Drawers  
with Heavy Duty  
Shelving



STOR-LOC® offers the choice between traditional modular storage drawer cabinets and its patented STOR-FRAME® System. The heavy duty STOR-LOC® cabinets can be used where small parts storage is the main concern. The STOR-FRAME® System uses the same modular drawers available in cabinets with heavy duty shelving for storage of bulk parts and extremely heavy items up to 2000 pounds. STOR-LOC® or STOR-FRAME®... now you can decide which system is best for your special application.

### Human-Engineered Drawers – Square Design

The 24 1/2" square STOR-LOC® SW drawer was ergonomically designed to accommodate the reach of the average person from either the front or the side, increasing picking productivity. Picking stock or retrieving parts from the side keeps aisles clear for increased efficiency and productivity.



### 100% View Drawer Extension

Full visibility and access to drawer contents, regardless of size, is made possible by the double roller tracks 100% drawer extension. Six high-quality steel ball bearings and four roller bearings assure smooth operation and will support loads of **up to 400 pounds per drawer**.





# The STOR-LOC® Cabinet

Every STOR-LOC® Cabinet features superior construction



Fully MIG Welded and surface ground on all eight corners

Heavy duty 11ga plug-in guide rail allowing quick adjustment to accept different drawer sizes and combinations

Heavy duty 11ga carriage with six ball bearing rollers and four steel rollers

Full height sidewalls providing maximum cubic storage capacity

Full Width 45 angle aluminum handles for easy identification of contents

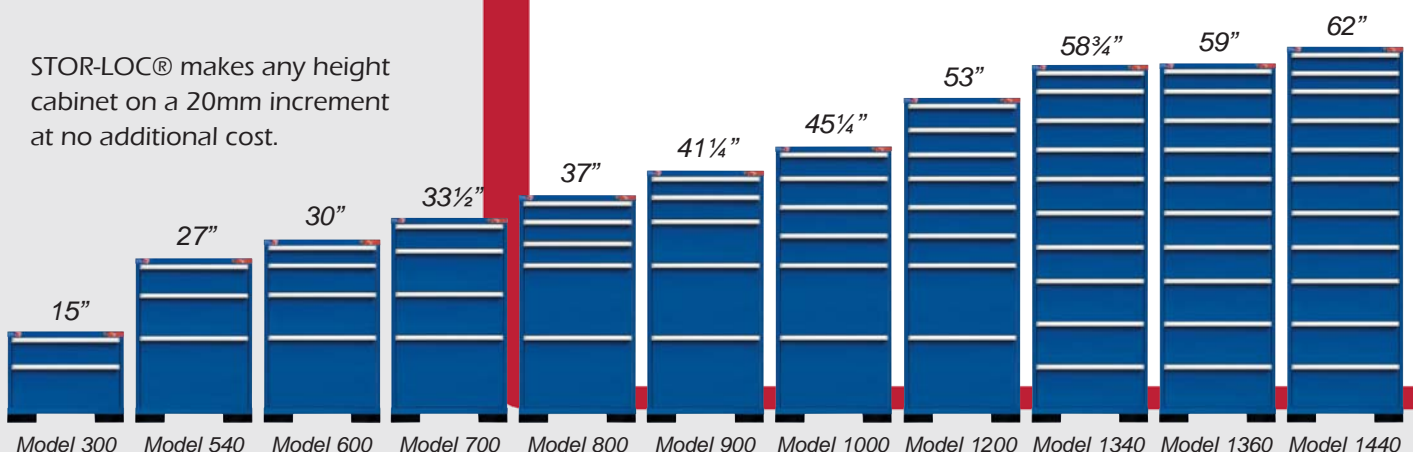
Standard full length forklift base – 11ga fully welded optional pallet truck base available

STOR-LOC® offers a complete choice of cabinet heights and widths to meet any need.

## Choose from eleven STOR-LOC® Cabinet heights

STOR-LOC® offers a large selection of Cabinet housings to meet any demand. Choose from eleven heights to accommodate your company's personnel and space.

STOR-LOC® makes any height cabinet on a 20mm increment at no additional cost.



## Choose from six STOR-LOC® Cabinet widths

STOR-LOC® Cabinets are available in six different widths. Choose widths to accommodate your specific storage needs. All cabinets are 27¾" deep. New! – 21½" deep Shallow Depth now available.



### Narrow-Wide – 23" wide

Narrow-Wide (NW) cabinets are available in all cabinet heights. Recommended where space is limited, these cabinets make excellent work station pedestals or mobile cabinets. NW drawers will accommodate items up to 18".



### Standard-Wide – 29¼" wide

Standard-Wide (SW) cabinets are available in all cabinet heights. Recommended for most applications and provides the fastest pick-rates. SW drawers will accommodate items up to 24½".



### Standard-Wide PLUS – 32½" wide

Standard-Wide PLUS (SW+) cabinets are available in all cabinet heights. Recommended for most applications and provides faster pick-rates. SW+ drawers will accommodate items up to 28".



### Extra-Wide – 43¼" wide

Extra-Wide (EW) cabinets are available in all cabinet heights. Recommended where parts or tools exceed 28". EW drawers will accommodate items up to 39".



### Extra-Wide PLUS – 46½" wide

Extra-Wide PLUS (EW+) cabinets are available in all cabinet heights. Recommended where parts or tools exceed 39". EW+ drawers will accommodate items up to 42".



### Double-Wide – 58¼" wide

Double-Wide (DW) cabinets are available in all cabinet heights. Recommended for storage of extra long items. DW drawers will accommodate items up to 53½" wide.

## Configuring your STOR-LOC® Cabinet

Once you have calculated your drawer requirements and selected the cabinet width, determine the proper cabinet height by adding the drawer model numbers until they equal the cabinet model number as shown on page 17. See our drawer models and sizes on page 16.

*Other cabinet widths available upon request.*



## Combination Cabinets

*Engineered to meet specific demands*

By combining a variety of two to five cabinets under one work surface, STOR-LOC® offers a wide range of choices to meet any challenge.

# THE BEST TOOL CABINET YOU'LL EVER BUY



The Power-Loc™ Drawer, for storage and charging of power tools.

## Mobile workbenches up to



### STOR-LOC® MM50

Mobile tool storage with 50 drawers and a stainless steel work surface. Designed for tool storage in a workstation application. 43"H x 168"W x 30"D



### STOR-LOC® MM40

Mobile tool storage with 23 drawers, stainless steel work surface and riser. Designed for tool storage in a workstation application. 43"H x 168"W x 30"D



### STOR-LOC® MM33

Mobile tool storage with 18 drawers, stainless steel work surface and riser. Designed for tool storage in a workstation application. 43"H x 144"W x 30"D

# 14 FEET LONG — in one UNI-WELD HOUSING!



## **STOR-LOC® MM30**

Mobile tool storage with 24 drawers, stainless steel work surface and riser. Designed for tool storage in a workstation application. 43"H x 144"W x 30"D



## **STOR-LOC® MM30P**

Mobile tool storage with 18 drawers and a stainless steel work surface... PLUS a Power-Loc™ Drawer for storage and charging of power tools. 43"H x 144"W x 30"D



## **STOR-LOC® MM34**

Mobile tool storage with 22 drawers, stainless steel work surface and riser. Designed for tool storage in a workstation application. 43"H x 144"W x 30"D

## **STOR-LOC® MM Series**

- ◆ *Quality*
- ◆ *Strength*
- ◆ *Security*
- ◆ *Mobility*
- ◆ *Durability*
- ◆ *55 Year Satisfaction Guarantee*



## **STOR-CHEST®**

Mobile tool box with 7 locking drawers. 61"H x 29¼"W x 21½"D



### **STOR-LOC® MM23**

Mobile tool storage with 22 drawers, stainless steel work surface and riser. Designed for tool storage in a workstation application.  
42"H x 120"W x 30"D



### **STOR-LOC® MM20**

Mobile tool storage with 19 drawers, stainless steel work surface and riser. Designed for tool storage in a workstation application.  
42"H x 120"W x 30"D



### **STOR-LOC® MM17**

Tool storage with 7 drawers, shelving behind 4 locking doors and stainless steel work surface. Designed for tool storage in a workstation application. 42"H x 144"W x 30"D



### **STOR-LOC® MM36**

Tool storage with 7 drawers, shelving behind 8 locking doors and stainless steel work surface. Designed for tool storage in a workstation application. 42"H x 144"W x 30"D



### **STOR-LOC® MM18**

Available as a stationary or mobile cabinet, the STOR-LOC® MM18 is equipped with 19 drawers.  
42"H x 120"W x 28"D



*Shop installation with multiple mobile workbenches and Stor-Cart®.*



### **STOR-LOC® MM15**

Mobile tool storage with 21 drawers, stainless steel work surface and riser. Designed for tool storage in a workstation application. 42"H x 96"W x 30"D



### **STOR-LOC® MM14**

Mobile tool storage with 15 drawers, stainless steel work surface and riser. Designed for tool storage in a workstation application. 43"H x 100"W x 30"D



### **STOR-LOC® MM12-9 Combination Cabinet**

Available as a stationary or mobile cabinet, the STOR-LOC® MM12-9 Combination Cabinet is equipped with 28 drawers. 62"H x 90"W x 30"D


The lower MM12 section is 42"H. With wheels: 49"H



## *Combination Cabinets*

*Engineered to meet specific demands*

## **THE BEST TOOL CABINET YOU'LL EVER BUY**



*The MM Series brings easy mobility to any work site.*



*Drawer layout kits provide custom organization for tools and parts.*



### STOR-LOC® MM1X

Mobile tool storage with 8 drawers, stainless steel surface and riser. Designed for tool storage in a workstation application. 38"H x 60"W x 30"D



### STOR-LOC® MM1

Mobile tool storage with 8 drawers, stainless steel surface and riser. Designed for tool storage in a workstation application. 38"H x 52"W x 30"D



### STOR-LOC® MM2

Mobile tool storage with 11 drawers, stainless steel surface and riser. Designed for tool storage in a workstation application. 44"H x 60"W x 30"D



### STOR-LOC® MM3

Mobile cabinet providing maximum tool storage with a stainless steel top. Unit has 15 standard-wide drawers and 1 double-wide drawer. 54"H x 58"W x 28"D



### STOR-LOC® MM4

Mobile cabinet providing maximum tool storage with a stainless steel top. Unit has 16 drawers. 54"H x 46"W x 28"D



### STOR-LOC® MM5

Mobile tool storage with 10 drawers, stainless steel surface and riser. Designed for tool storage in a workstation application. 44"H x 60"W x 30"D



### STOR-TOP® MM6

Overhead drawer storage can be combined with any Stor-Loc® tool cabinet. 20"H x 60"W x 21½"D  
*Also available single-wide*  
20"H x 30"W x 21½"D



### STOR-LOC® MM7E

Mobile tool storage with 12 drawers, stainless steel work surface and riser. 42"H x 72"W x 30"D



### STOR-LOC® MM7

Mobile tool storage with 14 drawers, stainless steel work surface and riser. 42"H x 72"W x 30"D

# THE BEST TOOL CABINET YOU'LL EVER BUY



### STOR-LOC® MM8

Mobile tool storage with 20 drawers, stainless steel work surface and riser. Designed for tool storage in a workstation application. 42"H x 72"W x 30"D



### STOR-LOC® MM10

Mobile cabinet providing maximum tool storage with a stainless steel top. Unit has 13 standard-wide drawers and 1 double-wide drawer. 42"H x 90"W x 30"D



### STOR-LOC® MM11

Mobile cabinet providing maximum tool storage with a stainless steel top. Unit has 18 standard-wide drawers and 2 double-wide drawers. 42"H x 90"W x 30"D



*Use hook set on back of unit to store extra long tools .*



### STOR-LOC® MM9

Overhead drawer storage can be combined with any Stor-LOC® tool cabinet. 20"H x 90"W x 21½"D



### STOR-LOC® MM13N

Mobile cabinet providing maximum tool storage with a stainless steel top. Unit has 23 narrow-wide drawers and 1 double-wide drawers. 54"H x 70"W x 28"D



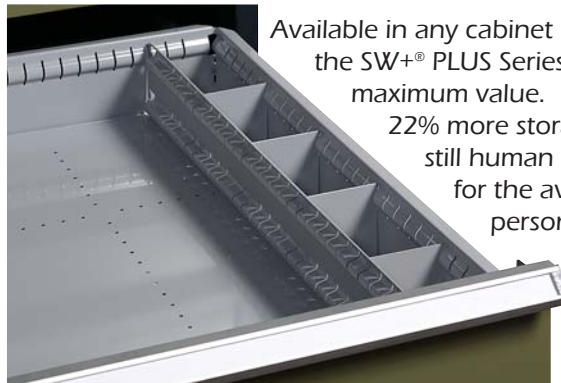
# Cabinet Options

*MAXIMUM storage in MINIMUM space!*



## Mobile Base Kit

Heavy duty casters fasten to the base of any STOR-LOC® cabinet. Mobile Base Kit includes two locking swivel casters, two rigid casters and factory installed aluminum handles.



Available in any cabinet height, the SW+® PLUS Series delivers maximum value. Up to 22% more storage and still human engineered for the average person's arm reach!

## Stor-LOC® SW+® PLUS Series – 32½" wide

The innovative SW+® PLUS cabinet is a Stor-LOC® exclusive, providing up to **22% more** storage at no additional cost!



## Shallow Depth

At 21½" deep, these cabinets allow a full six inches of added aisle space. Ideal for truck and van applications. Available in any height and width.



## Cabinet Shelf

BS-320 bottom shelves and CS-320 adjustable center shelves. Available in any cabinet width.




## NNW Cabinets

These extra narrow cabinets are perfect for tight spots or when space is at a premium. (20"W x 27¾"D) Available in any height.



### Sliding Doors

Providing security and protection in spaces where hinged doors are not possible.



### Roll-out Shelf

Heavy duty shelves roll out to support up to 400 lbs. Reinforced drawer body provides strength and durability.



### Keyless lock

Secures cabinet with both pocket remote and numeric code.



### Vu-Loc® Cabinet Doors

Locking plexiglass doors afford visibility and security.



### Lock In/Lock Out Latch

Locks individual drawers into position, either closed or fully extended. Recommended for truck and van storage applications.



### Hinged Lock Bar

With padlock hasp. Additional protection and security of drawers and contents.

# STOR-FRAME® System

*MAXIMUM storage in MINIMUM space!*

The STOR-FRAME® system was designed specifically to combine high-density modular drawers with shelf storage for bulky items. Its rugged, all-welded construction assures superior drawer alignment, smooth operation, durability, and years of dependable service.

Drawers and shelves can be positioned in the STOR-FRAME® unit for maximum efficiency and can be easily changed and rearranged to meet changing needs.



*Five (SW) 78" high  
STOR-FRAME® units*

Only seven different components make up the STOR-FRAME® structure. Simple tab-in-slot assembly allows fast and easy adjustment with just a hammer. Pre-engineered STOR-FRAME® systems are shipped factory assembled.

STOR-FRAME® units are available in 78", 84", 98", 108" and 118" heights and Narrow-Wide, Standard-Wide, Extra-Wide and Double-Wide widths. All units are 27 <sup>3</sup>/<sub>4</sub>" deep. Units can be combined to form continuous run installations, set up back-to-back in a double row configuration, mounted to mobile aisle systems and can even be configured in multi-level mezzanines.



*Include roll-out CNC decks in  
your STOR-FRAME® system*



*Service parts department*



*The STOR-FRAME® system with locking  
aisle doors for additional security*

## The Anatomy of a STOR-FRAME® Shelf

The STOR-FRAME® shelf assembly with its patented 11 gauge shelf support provides safe, efficient storage for loads up to and beyond 2,000 pounds. Built for years of heavy duty service.

### 18 gauge shelf

notched to fit around upright posts to prevent items from falling through.

Powder-coat epoxy paint baked on to provide a high gloss finish of 2–3 mil.

Patented 11 gauge shelf support acts like a rack beam to frame the STOR-FRAME® System and support heavy loads.

Shelf Reinforcement drops in between shelf supports to provide additional capacity when necessary. Each shelf reinforcement adds an additional 400 lb. of load capacity.


## STOR-FRAME® Options

*For added versatility*




### Shelf Divider

Create various sized compartments using adjustable Shelf Dividers.




### Pallet Base

Optional STOR-FRAME® Pallet Base allows units to be moved fully loaded.



### Tool Boards

Choose between magnetic or peg style Tool Boards.



### Roll-out Shelf

Heavy duty shelves roll out to support up to 400 lbs.



### Vu-Loc® Doors

Plexiglas doors combine security with full visibility.



### Shelf Doors

Provides security and protection from dust and contamination.



## The modular STOR-LOC® Drawer

Ten drawer sizes are available for use in any combination in either the STOR-LOC® Cabinet or the STOR-FRAME® System.

# STOR-LOC® Drawers


*MAXIMUM storage in MINIMUM space!*

### Human-Engineered Drawers – Square Design

The 24 1/2" square STOR-LOC® Standard-Wide drawer was ergonomically designed to accommodate the reach of the average person from either the front or the side, increasing picking productivity. Picking stock or retrieving parts from the side keeps aisles clear for increased efficiency and productivity.



	Front Height	Usable Height
Model 80-D	3"	2 1/8"
Model 100-D	3 7/8"	3"
Model 120-D	4 3/4"	3 7/8"
Model 140-D	5 1/2"	4 3/4"
Model 160-D	6 1/8"	5 1/2"
Model 180-D	7"	6 1/8"
Model 200-D	7 3/4"	7"
Model 240-D	9 1/4"	8 1/2"
Model 300-D	11 3/4"	11"
Model 360-D	14 1/4"	13 1/2"

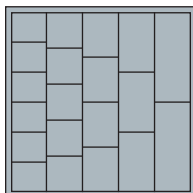


# STOR-LOC® Cabinet Configuration


How to configure a cabinet




STOR-LOC® Model SW1360



**Layout No. 4**  
(20 Compartments)  
– 4 slotted partitions  
– 14 divider plates 6U  
– 1 divider plate 8U



**Layout No. 3**  
(20 Compartments)  
– 3 slotted partitions  
– 16 divider plates 8U



**Layout No. 5**  
(12 Compartments)  
– 2 slotted partitions  
– 6 divider plates 10U  
– 3 divider plates 12U

## It's easy to configure your STOR-LOC® Cabinet

Once you have calculated your drawer requirements and selected the cabinet width, determine the proper cabinet height by adding the drawer model numbers until they equal the cabinet model number.

### 1) Select a cabinet width

STOR-LOC® offers six widths:

- Narrow-Wide (NW) 23"
- Standard-Wide (SW) 29 1/4"
- Standard-Wide PLUS (SW+) 32 1/2"
- Extra-Wide (EW) 43 1/4"
- Extra-Wide PLUS (EW+) 46"
- Double-Wide (DW) 58 1/4"

### 2) Choose drawer heights

Choose the ideal sizes for your application from a range of 10 drawer heights.

### 3) Determine cabinet height

Add all drawer model numbers used to find the cabinet model number. STOR-LOC® will make any cabinet model on a 20 point (20mm) increment at no additional charge.

### 4) Choose drawer layouts

Specify a corresponding drawer layout for each drawer model from those shown on page 19.

#### Example:

80	Layout No. 4
80	"
80	"
80	"
120	Layout No. 3
120	"
200	Layout No. 5
200	"
200	"
+ 200	"
1360	

# Drawer Accessories

MAXIMUM storage in MINIMUM space!



## Grooved plastic trays and small parts containers

STOR-LOC® Drawers are easily configured to perfectly match a wide variety of storage needs, from small parts such as fasteners and connectors, to delicate measuring equipment, cutting tools and electronic parts. STOR-LOC® small parts containers and grooved plastic trays create custom layouts and drawer interiors to meet your specific needs.

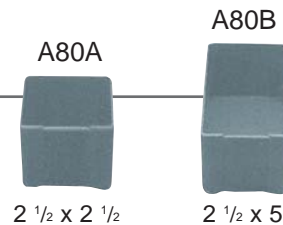
## Drawer Liners

Anti-slip Drawer Liners provide cushioning and abrasion protection for drawer contents.



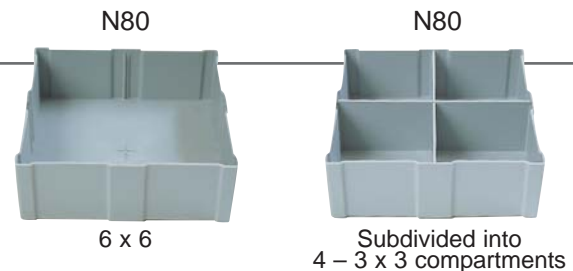
## Plastic Bins – A Series

Modular design made of tough plastic. Choose from two sizes. Usable height – 2 inches



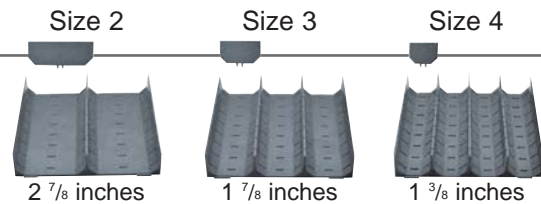
## Plastic Bins – N Series

Modular design made of tough plastic. The N series can be subdivided in half or in quarters using either one or two divider panels. Usable height – 2 inches




## Grooved Plastic Trays

Available in three sizes and designed to protect side-sensitive tooling and plug gauges, Grooved Plastic Trays are excellent for storing drills, taps and reamers.




## Label Holders

Transparent Label Holders clip onto plastic bins, grooved trays, and steel dividers. Angled at 45° for easy readability. Available in two widths.



## Slotted Partitions

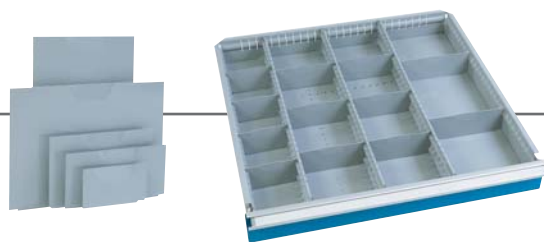
Powder-coated steel partitions subdivide drawers from front-to-back or left-to-right. Each partition has slots which are  $\frac{3}{4}$ " apart, to accept further subdivisions of drawers.



Model Number	80-P	100-P	120-P	180-P	240-P	300-P
Height (inches)	2"	3"	3 $\frac{7}{8}$ "	6"	8 $\frac{1}{2}$ "	10 $\frac{7}{8}$ "
Use with drawer no.	80	10	120, 140, 160	180, 200	240	300 and up

## Steel Dividers


Powder-coated steel dividers further separate drawers when used with slotted partitions. Dividers slide into slots of partitions or drawer sidewalls to form compartments.



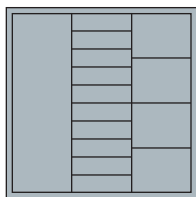
Usable width of compartment (inches)	1 $\frac{7}{8}$ "	2 $\frac{5}{8}$ "	3 $\frac{1}{2}$ "	4 $\frac{1}{4}$ "	5 $\frac{1}{8}$ "	5 $\frac{7}{8}$ "	7 $\frac{3}{8}$ "	9 $\frac{1}{8}$ "	12 $\frac{1}{4}$ "
Number of units (spaces)	3U	4U	5U	6U	7U	8U	10U	12U	16U

## Standard Drawer Layouts


Our nine most popular drawer layouts shown below. See drawer layout manual MD-4 to choose other great layouts. Also, custom drawer layouts available.



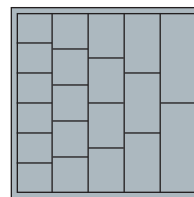
**Layout No. 1**  
(16 Compartments)  
– 3 slotted partitions  
– 12 divider plates 8U




**Layout No. 2**  
(22 Compartments)  
– 2 slotted partitions  
– 16 divider plates 10U  
– 3 divider plates 12U




**Layout No. 3**  
(20 Compartments)  
– 3 slotted partitions  
– 16 divider plates 8U




**Layout No. 4**  
(20 Compartments)  
– 4 slotted partitions  
– 14 divider plates 6U  
– 1 divider plate 8U




**Layout No. 5**  
(12 Compartments)  
– 2 slotted partitions  
– 6 divider plates 10U  
– 3 divider plates 12U



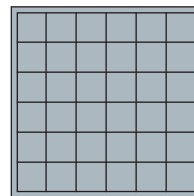
**Layout No. 6**  
(6 Compartments)  
– 2 slotted partitions  
– 2 divider plates 10U  
– 1 divider plate 12U



**Layout No. 7**  
(25 Compartments)  
– 4 slotted partitions  
– 12 divider plates 6U  
– 8 divider plates 7U



**Layout No. 8**  
(4 Compartments)  
– 1 slotted partition  
– 2 divider plates 16U



**Layout No. 9**  
(36 Compartments)  
– 5 slotted partitions  
– 20 divider plates 5U  
– 10 divider plates 6U

# CNC Tool Storage

MAXIMUM storage in MINIMUM space!



## CNC Tool Caddy

The STOR-LOC® Tool Caddy offers mobility and is equipped with your choice of six shelves - any taper. 54"H x 29¼"W x 27¾"D



## Mini CNC Tool Caddy

When space is limited, the STOR-LOC® Mini Tool Caddy offers mobility and is equipped with your choice of four shelves - any taper. 38"H x 23"W x 27¾"D



## CNC Stor-Caddy®

The STOR-LOC® CNC Stor-Caddy® combines modular drawers with CNC tool shelves. Choose 1-3 drawers and up to 6 shelves. 54"H x 29¼"W x 27¾"D



## CNC Tool Rack

When mobility is not needed, the taller STOR-LOC® Tool Rack holds even more tools. Equipped with your choice of eight shelves - any taper. 62"H x 29¼"W x 27¾"D



## CNC Wall Rack

When mobility is not needed and floor space is a concern, the STOR-LOC® CNC Wall Rack is the answer. Equipped with your choice of four shelves - any taper. 62"H x 29¼"W x 20"D



## CNC Center Insert

Increase storage capacity by adding CNC Center Inserts to your CNC Stor-Caddy®, CNC Tool Caddy or CNC Tool Rack.



## CNC Tool Cart

The STOR-LOC® CNC Tool Cart is designed to deliver preset tooling to the shop floor. Includes roll-out tool decks, the CNC Tool Cart can accommodate up to 144 tool holders. 36"H x 23¼"W x 27¾"D




### CNC Stor-Frame®

Five pull-out drawers equipped with CNC tool decks and locking doors  
72"H x 30"W x 27¾"D



### Combo Tool/Collet Stands

Combine tool holders and collets in one bench-mount tray.  
4" or 6"H x 12"W x 12"D



### CNC Tool Decks

Protect CNC tool holders by safely organizing your preset tooling.



### Mobile Press Brake Tool Rack

Equipped with three shelves and two drawers.  
62"H x 46"W x 25"D


50 taper



40 taper

### CNC Stor-Strip

Mount to machine or wall for point-of-use convenience.  
3½"H x 28"W x 5"D



### Turret Tool Decks

Protect turret punches and dies by safely organizing your preset tooling.



### Bench Mount Collet Racks

Mount to bench top for point-of-use convenience.  
2"H x 16"W x 5"D



CNC Tool Caddy/CNC Tool Rack

Tool No.	CAT 30	CAT 35	CAT 40	CAT 45	CAT 50	2.00 SS
BT	BT-30	BT-35	BT-40	BT-45	BT-50	
HSK-A	HSK40A	HSK50A		HSK80A		HSK63A
HSK-B	HSK50B	HSK63B		HSK100B	HSK100A	HSK80B
KM	KM32	KM50		KM80		KM63A
CAPTO	C-4	C-5	C-6	C-8		
No. Locations/Shelf	36	36	18	18	10	18
No. Locations/Caddy	216	216	108	108	60	108
No. Locations/Rack	288	288	144	144	80	144
No. Loc/Insert-Strip	8	8	6	6	5	5

Call factory for CAT-60, HSK125, HSK160, ER16, ER32, VDI and turret punch tooling

CNC Tool Deck

Tool No.	CAT 30	CAT 35	CAT 40	CAT 45	CAT 50	2.00 SS
BT	BT-30	BT-35	BT-40	BT-45	BT-50	
HSK-A	HSK40A	HSK50A		HSK80A		HSK63A
HSK-B	HSK50B	HSK63B		HSK100B	HSK100A	HSK80B
KM	KM32	KM50		KM80		KM63A
CAPTO	C-4	C-5	C-6	C-8		
No. Locations/Deck	36	36	24	24	18	24
No. Locations/Cart	144	144	72	72	54	72

Call factory for CAT-60, HSK125, HSK160, ER16, ER32, and VDI

CNC Tool Cart

Tool No.	CAT 30	CAT 35	CAT 40	CAT 45	CAT 50	2.00 SS
BT	BT-30	BT-35	BT-40	BT-45	BT-50	
HSK-A	HSK40A	HSK50A		HSK80A		HSK63A
HSK-B	HSK50B	HSK63B		HSK100B	HSK100A	HSK80B
KM	KM32	KM50		KM80		KM63A
CAPTO	C-4	C-5	C-6	C-8		
No. Locations/Deck	64	64	30	30	25	30

Call factory for CAT-60, HSK125, HSK160, ER16, ER32, and VDI

**STOR-LOC®** offers a variety of choices for organization and storage of CNC tools. Each **STOR-LOC®** CNC tool product provides protection and security, helping to get the most from your investment.



# STOR-LOC® Workstations

MAXIMUM storage in MINIMUM space!

## STOR-LOC® Workstations

Need a work environment that meets your specific requirements? STOR-LOC® cabinets combine with a variety of work surfaces to create versatile and efficient workstations. Crafted of heavy gauge steel and fully welded, STOR-LOC® Workstations support up to 25,000 pounds. Choose from riser shelves in steel, maple, or the new STOR-TRAC® System. Workstations available in lengths of 48", 60", 72", 84", 90", 120" and 144".



**Type D**  
Double-sided cabinet configuration with optional Maple Riser



**Type S**  
Single-sided cabinet/leg configuration with optional Stor-Trac™ System



**Type H**  
Hi/Lo workstation shown with overhead flipper door storage cabinet, LED light, wardrobe cabinet and stainless steel back panel and bench top



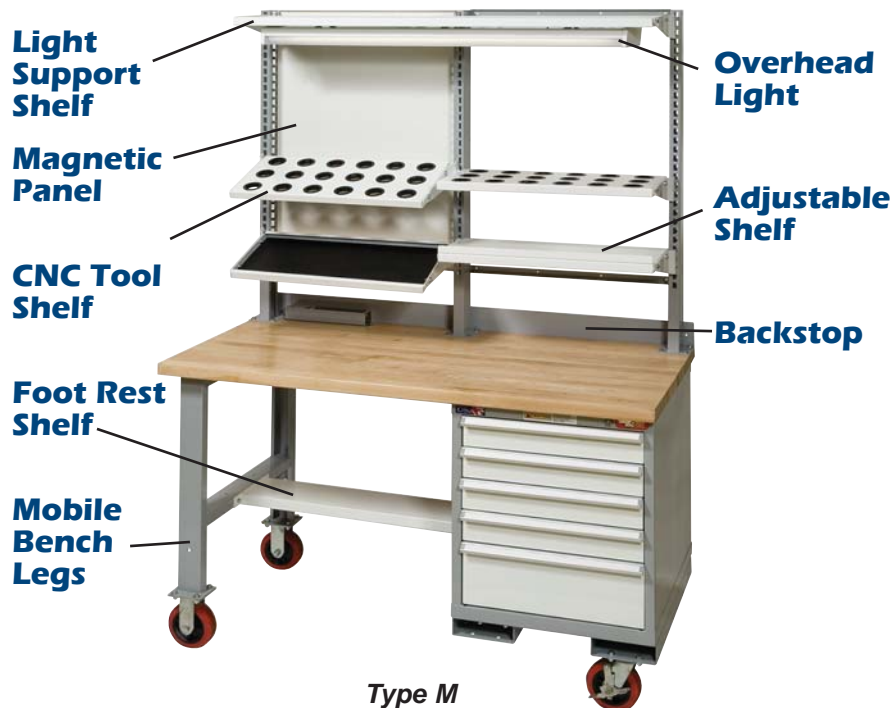
**Type NU1**  
Mobile double-leg configuration with under bench cabinet and maple riser



**Type NU2**  
Mobile single-sided cabinet/leg configuration with backstop

# Workstations Accessories

MAXIMUM storage in MINIMUM space!



**Type M**  
Mobile single-sided cabinet/leg configuration with STOR-TRAC™ system above top



**Maple Riser**

Maple Riser shown with optional Backstop. Matches length of Workstation.



**Steel Riser**

Steel Riser shown with optional duplex outlets.



**Stainless Steel Top**

Use as protective cover and in clean room applications.



**Maple Top**

Available in any length up to 144".



**Retainer Top**

Protection for cabinet top and sensitive tools. Includes rubber mat.

**Painted Steel Top**


Also available.

**STOR-TRAC™  
Shelving System**



**Steel  
Pegboard**

Lock hook set available.



**Swing Arm**

Keeps documents off the work surface. Monitor holder also available.




# STOR-LOC® Solutions

*Popular Models*


**Order our most popular configurations with a single model number!**

We have assembled some of the most frequently used cabinet/drawer combinations to make it easy to order with one model number. Select standard drawer layouts and accessories from pages 12–13. STOR-LOC® Cabinet and STOR-FRAME® units are assembled and ready to use.

## Desk Height – 27" tall




SW540 –031




SW540 –041

## Desk Height – 30" tall



SW600 –031



SW600 –051

## Bench Height – 33" tall



SW700 –041



SW700 –051

## Eye Level Height – 59" tall



SW1340 –061



SW1340 –071



SW1340 –081



SW1340 –082

## STOR-FRAME Height – 78" tall

To order STOR-LOC® Cabinets or STOR-FRAME® units with pre-engineered drawer layouts, change the prefix "SW" or "SF" to prefix "RM". Drawer layouts are configured as follows:

80-D	Layout 4
100-D	Layout 3
120-D	Layout 1
140-D	
160-D	
180-D	Layout 5
200-D	
240-D	Layout 8
300-D	
360-D	



SF1860 –041



SF1860 –051



SF1860 –061

## Counter Height (seated) – 41" tall



SW900 –051




SW900 –061



SW900 –071



SW900 –091



SW900 –101

## Counter Height (standing) – 45" tall



SW700 –061



SW1000 –051




SW1000 –061



SW1000 –081



SW1000 –101



SW1000 –111



SW1340 –091



SW1340 –092




SW1340 –101



SW1340 –102



SW1340 –111



SW1340 –141



SF1860 –052



SF1860 –053




SF1860 –062



SF1860 –071



STOR-FRAME w/Locking Doors



#### **Wire-Stor®**

Organize small wire spools on a shelf or bench top. Accommodates 6–8 spools, up to 12" diameter. 12"H x 36"W x 12"D



#### **Stor-Cart®**

Mobile shop cart designed for quick kitting of tools. Shown with 2 drawers. 42"H x 30"W x 22"D



#### **CNC Stor-Cart®**

Mobile shop cart designed for quick kitting of tools. Shown with 2 drawers and CNC shelf. 42"H x 30"W x 22"D

# STOR-LOC® Solutions

*SPECIALTY PRODUCTS to meet specific demands!*



#### **Weld-Stor® 1**

Mobile welding bench with ½" thick steel plate top. 37"H x 48"W x 36"D



#### **Stor-LOC® SM1**

Standard-wide mobile cabinet with 7 drawers and retainer top, stores a full range of tool sizes with complete visibility. 45"H x 30"W x 28"D



#### **Weld-Stor® 2**

Mobile welding bench with ½" thick steel plate top. 37"H x 96"W x 36"D



#### **Weld-Stor® 3**

Mobile welding bench with ½" thick steel plate top. 37"H x 96"W x 48"D



### **Clean-Stor®**

Built with 304 or 316 stainless steel, for clean-room storage or for wash-down applications.  
82"H x 33"W x 30"D



### **Vu-Loc® Cabinet**

3 drawer storage for standard tooling with locking plexiglass doors and choice of Tool Board Kit.  
82"H x 43¼"W x 30"D



### **Computer Cabinet**

Secures computer hardware while protecting it from dust and chips. Includes roll-away keyboard drawer, roll-out printer shelf and ventilating fan with filter.  
62"H x 30"W x 30"D



### **Stor-Loc® Truck Box Cabinets**

Designed to fit side compartments on service trucks. Custom sizes available.



### **Overhead Storage**

Available in any dimensions.  
Shown 36"H x 30"W x 18"D



### **Stor-Loc® Gun Cabinet**

Safety and security combine with the convenience of full view locking drawers. 48"H x 43¼"W x 27¾"D



### **Super-Wide Drawers**

For special applications.  
84"W x 30"D shown



*Custom shop installation*



*In-plant parts department*



*Parts storage in auto service department*



*Computer cabinet on shop floor*

## Colors

Choose from 12 attractive colors, all with a durable powder-coat finish, or ask for a complete color chart to choose from additional colors, all at no additional cost to you.

	Juneau Blue		Red
	Alpine Blue		Black
	Dark Blue		Shade Green
	Light Gray		Spruce
	Medium Gray		Sand
	Cool White		Pumpkin

Optional ESD powder coating available at additional charge. All colors available in gloss or sand texture. Color selection subject to availability.

**THE BEST  
TOOL CABINET  
YOU'LL EVER BUY**  
**GUARANTEED FOR  
55 YEARS**  
**100% MADE IN THE USA  
IN EVERY WAY!**



**STOR-LOC**  
Modular Drawer System  
Division of Ryan Metal Products

880 N. Washington Avenue  
Kankakee, IL 60901

Toll Free Phone: (800) STORLOC  
(800) 786-7562  
Toll Free Fax: (800) 315-8769

Phone: (815) 936-0700  
Fax: (815) 936-0767  
E-mail: [sales@storloc.com](mailto:sales@storloc.com)  
[www: storloc.com](http://www.storloc.com)